

Interim Report Q2

January - June 2023





Financial calendar

Interim report Q3 2023

November 11th, 2023

Shareholder information

Listing	Nasdaq First North Growth Market, Stockholm
Ticker share	Qlife
ISIN code	SE0013486552

Content

Q2 in brief	3
CEO comment	5
The egoo system	6
Product portfolio	7
egoo innovate	8
Share and ownership	10
Financial comments group	11
Financial comments parent company	13
Additional information	14

Group

Income statement	15
Balance sheet	16
Cash flow statement	17
Changes in equity	17

Parent company

Income statement	18
Balance sheet	19
Cash flow statement	20
Changes in equity	20

Notes and accounting principles	21
---------------------------------	----

New operating model

Financial summary – second quarter 2023

- In Q2 2023 QLife has completed restructuring of its operation by reducing the number of employees and terminating a long term lease for production facilities. With these activities behind us QLife is ready for the future with a new lean partner based operating model.
- Revenue in the period amounted to kSEK 46 (4,025). Revenue includes sales of Egoo.Health devices and capsules for the device. As the company has discontinued the COVID test capsules revenue is from the first test orders of CRP capsules and Egoo systems.
- EBITDA for the period amounted to kSEK -16,287 (-20,623), and net loss kSEK -24,869 (-23,781).
- The total cash flow in the first quarter amounted to kSEK 7,894 (-8,977).
- Earnings per share before/after dilution for the second quarter amounted to SEK -0.05 (-1.30), calculated on weighted average number of shares in the period.

Financial summary – January-June 2023

- Revenue in the period amounted to kSEK 169 (14,930). Revenue includes sales of Egoo.Health devices and capsules for the device.
- EBITDA for the period amounted to kSEK -27,860 (-36,918), and net loss kSEK -39,484 (-35,419).
- The total cash flow in the first half amounted to kSEK -4,217 (-39,713).
- Earnings per share before/after dilution for the first half of 2023 amounted to SEK -0.16 (-2.29), calculated on weighted average number of shares in the period.

Significant events – 1st half of 2023

- **Qlife Holding announces the outcome of the exercise of warrants series TO 2**

In total, Qlife issued 2,884,980 units in the Rights Issue, each consisting of one (1) share and one (1) warrant series TO 2. One (1) warrant entitled the right to subscribe for 1.08 new shares in the Company at an exercise price of SEK 0.21 per share. The exercise period of the warrants ran from 7 – 21 June 2023. The outcome shows that 12,987 warrants were utilized for subscription of 14,023 shares, meaning a subscription rate of approximately 0.17 per cent. Exercised warrants have been replaced with interim shares pending registration with the Swedish Companies Registration Office.

Through the exercise of the warrants the Company receives approximately SEK 3 thousand before issue costs. The total number of shares in Qlife increases by 14,023, from 645,421,476 to 645,435,499. The share capital in Qlife increases by SEK 1,121.84, from SEK 51,633,718.08 to SEK 51,634,839.92.

- **Qlife publishes outcome of rights issue**

On April 27th Qlife announced the outcome the the rights issue that was announced in February 2023. The subscription summary shows that 122,853,750 units, corresponding to approximately 21.3 percent of the Rights Issue, were subscribed for by exercise of unit rights. In addition, 56,332,035 units were subscribed for without unit rights, corresponding to approximately 9.8 percent of the Rights Issue, and underwriters subscribed for 397,627,615 units, corresponding to approximately 68.9 percent of the Rights Issue. Accordingly, the Rights Issue has been subscribed for to a total of 100 percent. The Company will thus receive total proceeds of approximately SEK 57.7 million before transaction costs, and upon full exercise of all warrants, Qlife will receive additional proceeds of a maximum of approximately SEK 67 million before transaction costs. Due to the completion of Rights Issue, a recalculation of the exercise terms for the Company's previously issued warrants series TO 2 has been carried out and has resulted in that the highest subscription price in the interval now amounts to SEK 9.27 and that each warrant series TO 2 entitles the right to subscribe for 1.08 new share in the Company. The other terms and conditions for warrants series TO 2 remain unchanged.

- **Launch of Egoo Health and CRP test**

The CRP test has been soft-launched as a test without medical claims and will be followed by submission of the file for CE-mark, which allows for broader clinical applicability of the platform.

With the launch of our CRP capsule, Qlife will start delivering on our vision of bringing lifestyle biomarker testing with quantitative precise data to a wider health conscious audience and for home use.

The Egoo Health, both device and CRP capsules, is available for all customers to order on the Egoo Health webshop. Capsules are available as single orders or as subscriptions. Based on Qlife's own information, this is the world's first self-test platform for immuno-diagnostics biomarkers.

- On March 24, 2023 the extraordinary general meeting, resolved to carry out an issue of 576,813,400 units, consisting of shares and warrants of series TO 3, with preferential rights for the Company's existing shareholders. Provided that the Rights Issue is fully subscribed, the Company will receive proceeds of approximately SEK 57.7 million. The Rights Issue has been secured to 100 percent.
- Launch of Egoo Innovate**
at the annual AACC (American Association for Clinical Chemistry) conference in Anaheim, CA Qlife made the official launch of Egoo Innovate, offering Egoo as an open system for researchers to implement their biomarker assays and bring them into at-home or point-of-need surroundings.

Significant events after the end of 1st half 2023

- Directed issue of convertibles**

On August 3rd the board of directors of Qlife Holding AB ("Qlife" or the "Company") has, pursuant to the authorization granted by the annual general meeting on 4 May 2023, resolved on a directed issue of a convertible loan raising gross proceeds of SEK 4,647,035 prior to deduction of transaction costs. The convertible loan is expected to satisfy the Company's financing need until the end of 2023.

Group - Key figures - kSEK	Apr-Jun		Jan-Jun		Jan-Dec
	2023	2022	2023	2022	2022
Revenue	46	4 025	169	14 930	17 993
Total Operating expenses	-16 333	-24 648	-28 030	-51 848	-95 657
EBITDA	-16 287	-20 623	-27 860	-36 918	-77 664
Total cash flow	7 894	-8 977	-4 217	-39 713	-57 946
Cash reserve	9 396	34 235	9 396	34 235	14 547
Shareholders equity	103 230	98 712	103 230	98 712	91 149
Number of employees	26	64	30	44	62

The open system Egoo Innovate creates new possibilities

Qlife was founded on the idea to help people to a better life by using the self-testing Egoo System at-home. This is still valid. Driven by feedback and demand from stakeholders we have now made our technology available as an open system, Egoo Innovate.

With Egoo Innovate we broaden our commercial opportunities, without compromising our vision, and increasingly work on entering collaborations with strategic partners, such as research institutes and R&D companies. Egoo Innovate gives tools to easier recruit patients and decrease cost on logistics, while freeing up time for analysis of data. For us it creates new possibilities for faster and more profitable revenue streams.

Positive feedback on Egoo Innovate

Egoo Innovate was launched in July at the AACC/Clinical Lab Expo in Anaheim, California. We demonstrated how it can be a game-changer in promoting quicker and targeted implementation of critical biomarker assays into at-home testing. At the expo we got access to the world's largest diagnostics market, and the feedback was that Egoo Innovate is well-timed and has a good market fit.

During AACC we got approximately 130 leads, including smaller, mid-sized as well as larger companies. We have already had follow up discussions and are satisfied with the quality of the companies that we now are evaluating to enter partnerships.

During the quarter we also participated in the conference Integrative & Personal Medicine in London, focusing on functional medicine and health practitioners. We sold a few devices at the show and set up a distributor in Ireland which placed its first order.

Based on the structure of the market, we see UK and Ireland as our focus markets right now, as there are a lot of active health practitioners. For the time being, we can sell our product as a

wellness product in these markets, but to get a broader market penetration we need a regulatory approval.

The regulatory process is ongoing, and we will soon start to generate data in a cooperation with Nordsjællands Hospital (NOH) and expect to see EU-approval in 2024.

Created a low-cost position

During the first half of 2023, we have changed our operating model and most of our operational tasks are now outsourced. This permits us to be a small and agile organization keeping only core competencies in-house. At the beginning of the year, we were 35 employees, now we are 13. To reduce the organization further would put our system at risk. Now, all our employees work on new assays, upgrading software, and to keep the system stable – they are necessary for us to be able to deliver to customers.

We have terminated the long-term lease for our high-tech laboratory and office in Ballerup, Copenhagen. This will reduce our annual rent and facility cost by 7.3 MSEK as of 1 November 2023. It is gratifying that we can remain operating from the scaled down facilities in Ballerup through a short-term sublease.

Intense work to build a long-term financial solution

After the end of the quarter, we announced a convertible loan of 4,6 MSEK, that is expected to fulfill our financing need until the end of 2023. We have a good cooperation with a consortium of microcap-investors, that provided the loan. We have also entered an agreement with Gemstone Capital, a Danish transaction specialist, focusing on publicly listed companies in the Oresund-region, that will be working with the Qlife team on our long term financial strategy.

I am very satisfied with the cooperation with Gemstone and the convertible loan, which jointly has given us time and resources to build a new long-term financial solution for the company.

We see new possibilities

Qlife has been through some turbulent quarters but is now in a new position. We know that we have a high-quality product and has created a low-cost operation, which is encouraging. With the launch of Egoo Innovate and the interest and prospects we got during the conferences in the UK and US we see new possibilities.

Helsingborg, 17 August 2023

Thomas Warthoe, CEO



Thomas Warthoe

The Ego system



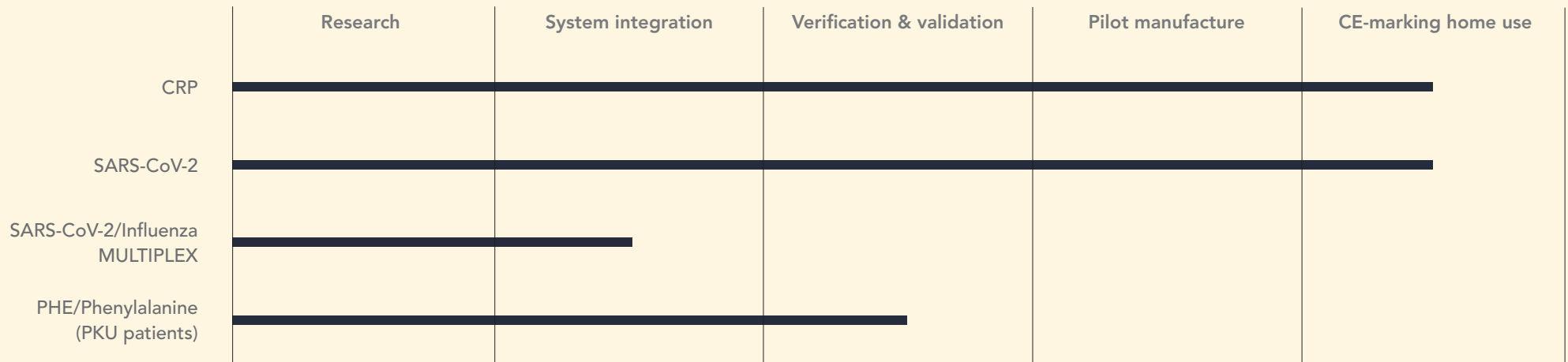
The Ego device is small, fist sized, and portable. The tests can be made from either blood, plasma or mouth swab depending on the specific test and takes 5-30 minutes for most tests. Results are qualitative on par with existing laboratory tests. The tests are run from either smartphone or laptop and the results shown instantaneously. It is optional to share data with a GP, hospital or other caregiver – in accordance with GDPR regulation.

The Ego System is the first personalized diagnostics platform that enables self-testing at home for a wide range of clinical biomarkers. Currently one test has been CE-marked for professional use under IVDR and more are under way both for professional and home-use. Many protein-based biomarkers measured in saliva, plasma or blood can be configured to run on the Ego System. Further, with the addition of an in-licensed DNA amplification technology the field of molecular virus and bacteria testing has been added to the overall business potential.





Product portfolio



CRP/C-Reactive Protein.

Due to the IVDR regulation our CE-mark must be updated from IVDD to IVDR. The new IVDR regulations have put increased workload on the notified bodies in EU and prolonged approval times. To best navigate this new regulatory reality Qlife has revised our regulatory approach. This means that we initially will target a professional use CE-mark and subsequently finalize CE-mark protocols for CRP home use and run the necessary usability studies allowing us to file our CE-dossier under the new IVDR to our Notified Body and hence achieve the first clinical-grade CE-mark for a CRP self-testing home-use capsule.

COVID/SARS-COV-2+Influenza A/B.

We have progressed significantly in our development process with a novel two-in-one assay for the detection of influenza and SARS-CoV-2 viruses on the Ego device, financed by our partner FIND. Qlife has successfully passed all milestones required to

obtain the 2 first payments of funding from FIND. Delays caused by supply chain problems means that we didn't qualify for the last payment in 2022. The project has been put on hold for now, but protocols are ready to start clinical trials once financing for the last stage development has been found.

PHE/Phenylalanine (PKU patients). As a result of the outcome of our rights issue we have decided to focus our R&D resources on the CRP assay this means that the development of the Phe assay is progressing at a slower pace.

Technical development. Usability studies of our blood-to-plasma filtration unit (Egoo.Collect) has led to product improvements that will enable home use of the Egoo.Collect. The filtration unit is now an integral feature of the Egoo platform making it more versatile and ideal for a range of biomarkers that are best measured in plasma as opposed to whole blood. Confirmation

that a patent for EgooCollect can be obtained has been received.

We have developed a small, freeze-dried bead that consist of the CRP reagents used in the Egoo CRP Capsule. Instantly frozen reagents which then are freeze-dried into spherical beads are used instead of liquid reagents. This makes the product stable and user friendly and does not require refrigerated transport and storage.

The design of the Egoo device has been upgraded in preparation for the CRP launch incorporating lessons learned from the +97.000 SARS-COV-2 test that has been performed on the EGOO system. Improvements include a more robust gearbox, new main board design and redesign of the cloud/device interaction that enables the device to run test without an active wifi connection.



Taking the necessary steps towards our vision we introduce

egoo innovate

Offering the life science community, a hardware system to implement biomarker testing for home settings

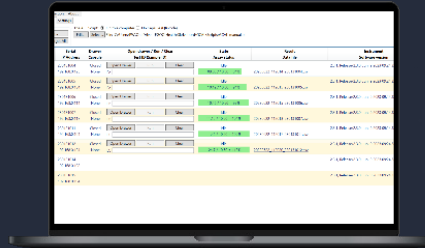
Egoo Open System



Egoo Open Instrument



Egoo Open Capsule



Egoo ILab



Egoo Collect (Optional)



Egoo Connect App

The Egoo Health system consist of multiple components, including a blood-to-plasma filtration device called the Egoo-Collect that is inserted into a capsule – the Egoo Capsule – and placed into the larger Egoo Device, which is controlled via a smartphone or laptop. The patented Egoo Collect device can convert wholeblood or capillary blood into plasma. The Egoo capsul has three chambers for reagents and one reaction chamber that combines the reagents with a sample to a test. It can perform multiple types of testing, including molecular

and immuno-assay testing. The device can purify, heat, and mix samples and reagents and relies on optics technology to provide analysis, including fluorescence measurement for DNA and RNA biomarkers, bioluminescence for high sensitivity applications, and enzymatic and immunoturbidimetric absorbance for protein biomarker quantification.

Multiple sample types can be used with the platform, including blood, nasopharyngeal, and oropharyngeal swabs.

The company also provides its ILab software that connects to the cloud and can control multiple Egoo Devices, customize a test's reaction time, temperature, measuring intervals, and mixing speed, and transfer test results into an electronic medical record or data analysis program. Reaction changes can be activated at different time points, allowing for the use tests that require an incubation period. All in all a highly flexible platform that almost any clinical biomarker can be implemented on.

Phase 1:

Implement your Biomarker for the Ego Open System



Develop and implement the biomarker X reagents to the Ego Open test capsule

Optimize the assay condition on the Ego Instrument in collaboration with the the Ego Innovate's software team and the Ilab software

Protocol (AEP) specifically designed for your Biomarker X Ego Capsule

Phase 2:

Optimized design for Home-settings



In collaboration with the The Ego Innovate's software team:

Transform the biomarker algorithm, calibration parameters and AEP generated by the ILab into a QR-code enabling the Ego Connect App to start analysis and return the result.

Small-scale production of sealed biomarker X Ego test capsules.

Performance testing and small-scale assessment study of usability in home-settings - Regulatory and ethical approval has to be obtained before the study.

Phase 3:

Validation – decentralized clinical studies



Scaled-up production of chosen biomarker Ego test capsules to be used in the clinical research study

Large scale decentralized clinical research study

- regulatory and ethical approval has to be obtained before initiation of the clinical research study can be performed in home-settings.

Share and ownership

Qlife Holdings shares (QLIFE) are listed at Nasdaq First North Growth Market, Stockholm since March 2, 2020.

Share and sharecapital

As per June 30th 2023, the company's share capital is SEK 51,634,839.92, divided into 645,435,499 shares of the same class, with a par value of SEK 0.08.

Ownership and largest shareholders

The table below shows the ten largest shareholders in the company, as per June 30th 2023, according to the public nominee register of shareholders register from Euroclear.

Warrants series TO3

As per June 30th 2023 Qlife Holding AB has 622.351.940 warrants (TO 3) outstanding. One (1) warrant entitle to subscribe for 1.00 new share at an exercise price of SEK 0.11 per share. This means that the additional proceeds that may be added upon exercise of the warrants may not exceed a maximum of approximately SEK 68.5 million before transaction costs. Subscription of shares by exercise of warrants takes place during the period 11 – 29 September 2023.

Shareholder	Shares	Percent
Avanza Pension	63 638 992	9,86%
Nordnet Pensionsforsakring AB	62 404 253	9,67%
Jan Robert Parsson	20 790 000	3,22%
Monitor International 1 AB	16 632 000	2,58%
Gunther Wikberg Kapitalforvalt AB	15 000 000	2,32%
ATH Invest AB	12 974 000	2,01%
Haldran AB	12 474 000	1,93%
M R Niklas H Danaliv	11 192 155	1,73%
Bearpeak AB	9 558 431	1,48%
Vio Ljusfabrik Aktiebolag	8 800 000	1,36%
Total top 10	233 463 831	36,17%
Others	411 974 668	63,83%
Sum	645 438 499	100,0%

Incentive programmes

Warrants 2021/2024

In May 2021, Qlife issued 40,000 warrants to members of the Board, which entitle holders to subscribe to 1,02 shares per option. These warrants may be exercised during the period of 1–31 May 2024 at an exercise price of SEK 67.08 per share. In the event that all warrants in this program are exercised in the purchase of Qlife shares, the company will issue a total of 40,800 new shares. These warrants are subject to standard conversion terms in relation to new share issues and similar.

Staff warrants 2022/2025

In May 2022, Qlife issued 120,000 warrants to staff members, which entitle holders to subscribe to 1,02 shares per option. These warrants may be exercised during the period of 1–30 June 2025 at an exercise price of SEK 41.36 per share. In the event that all warrants in this program are exercised in the purchase of Qlife shares, the company will issue a total of 122,400 new shares. These warrants are subject to standard conversion terms in relation to new share issues and similar.

Staff warrants 2023/2026

In May 2023, Qlife issued 40,630,656 warrants to staff members, which entitle holders to subscribe to one share per option. These warrants may be exercised during the period of 1–30 June 2026 at an exercise price of SEK 0.13 per share. In the event that all warrants in this program are exercised in the purchase of Qlife shares, the company will issue a total of 40,630,656 new shares. These warrants are subject to standard conversion terms in relation to new share issues and similar.

Financial comments Group, Q2

April - June 2023

Financial result

Revenue in the period amounted to kSEK 46 (4,025). Revenue derives from sales of Egoo.Health devices and capsules for the device.

Capitalized development costs amounted to kSEK 5,478 (13,902) showing a decrease in the development activities in Q2 2023 as development work on the Egoo system for CRP testing has been completed.

Raw materials and consumables amounted to kSEK -242 (-6,471), which is costs for components and parts for devices and capsules used both for sales and development activities. Finished goods inventories changes in the period is kSEK -1,033 (1,070). Representing products used for sales and R&D as well as expired products that has been written off.

Other external expenses amounted to kSEK 10,794 (15,121). Quarter to quarter increase in other external expenses is mainly driven by accrual for cost relating to the termination of the rent agreement for production facilities in Ballerup.

Personnel costs for the period amounted to kSEK 9,743 (18,028). Personnel cost will be reduced further in 2nd half of 2023 as the full effect of the 2023 staff reductions hits the P&L.

As per June 30 2023 Qlife Aps had 21 (64) employees. This is a reduction of 21 employees compared to 31 Dec 2022 as cost saving activities executed in Q1 is taking effect.

Depreciation of equipment and capitalized development costs amounted to kSEK 6,466 (3,131). Depreciation of development costs is made over 5 years.

Net financial income and expenses amounted to kSEK -2,117 (-27) is related to interests on loans from Danish Growth Fund, bridge financing, interest on leasing contracts and exchange rate gains and losses.

Earnings before interest and tax (EBIT) for the period amounted to kSEK -22,752 (-23,754) and net loss kSEK -22,703 (-20,152).

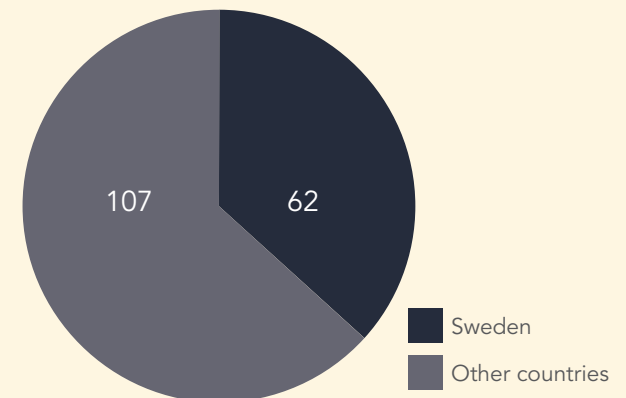
Cash flow

The total cash flow amounted to kSEK 7,894 (-8,977) for the second quarter of 2023. Cash flow from operations and changes in working capital amounted to kSEK -19,940 (-5,615). Cash flow from investing activities amounted to kSEK -6,243 (-12,299) consisting of capitalized development.

Cash flow from financing activities is positive kSEK 34,077 (8,937) and includes kSEK 61,1 cash from the rights issue off set by issuance cost of -16,172 and repayments of bridge loans and interest of -9,834.

Cash and cash equivalents are specified on page 17 – “Group – Consolidated Cash Flow statement”.

Geographical distribution of 1H revenue (kSEK)



Egoo sales revenue 1H 2023 (kSEK)

Sweden	62
Other countries	107
Total Sales	169

Financial comments Group, Q1-Q2

January - June, 2023

Financial result

Revenue in the period amounted to kSEK 169 (14,930). Revenue derives from sales of Egoo.Health devices and capsules for the device.

Capitalized development costs amounted to kSEK 13,366 (24,053) showing a decrease in the development activities in 2023 as development work on the Egoo system for CRP testing has been completed.

Raw materials and consumables amounted to kSEK -2,044 (-16,292), which is costs for components and parts for devices and capsules used both for sales and development activities. Finished goods inventories changes in the period is kSEK -1,033 (1,618). Representing products used for sales and R&D as well as expired products that has been written off.

Other external expenses amounted to kSEK 16,788 (27,441). Consisting of fees for external consultants, admin cost and cost relating to the termination of the rent agreement for production facilities in Ballerup.

Personnel costs for the period amounted to kSEK 21,571 (33,786).

As per June 30 2023 Qlife Aps had 21 (64) employees. This is a reduction of 21 employees compared to 31 Dec 2022 as cost saving activities executed in H1 is taking effect.

Depreciation of equipment and capitalized development costs amounted to kSEK 12,757 (5,978). Depreciation of development costs is made over 5 years.

Net financial income and expenses amounted to kSEK -3,279 (-268) is related to interests on loans from Danish Growth Fund, bridge financing, interest on leasing contracts and exchange rate gains and losses.

Earnings before interest and tax (EBIT) for the period amounted to kSEK -40,617 (-42,896) and net loss kSEK -39,484 (-35,419).

Cash flow

The total cash flow amounted to kSEK -4,217 (-39,713) for the first half of 2023. Cash flow from operations and changes in working capital amounted to kSEK -32,097 (-25,790). Cash flow from investing activities amounted to kSEK -11,545,243 (-22,589) consisting of capitalized development.

Cash flow from financing activities is positive kSEK 39,425 (8,666) and includes kSEK 61,1 cash from the rights issue off set by issuance cost of -16,172 and a bridge loan of 7.717 and interest and repayment of the bridge loan of -10,996 (-1.334).

Cash and cash equivalents are specified on page 17 – “Group – Consolidated Cash Flow statement”.

Fixed assets

Capitalized development costs relate to accumulated internal and external product development costs including costs for patent preparation and application. At the end of the second quarter 2023 the capitalized development costs amounted to kSEK 109,289 (77,674) relating to continued development of the device and test capsules for CRP, PKU and Influenza/SARS tests. At the beginning of the year capitalized development cost was kSEK 97,744.

Qlife has in 2022 entered into a 10 year leasing agreement relating to new production and office facilities on Industriparken in Ballerup. In order to adjust to Qlife’s new partner focused operating model with a leaner organization this lease agreement has been terminated in Q2 2023 with a final exit date on October 31 2023. The reduced length of the leasing contract is the driver behind the reduction in the value of leased premises down to kSEK 3.271 (48.201).

CURRENT ASSETS

Inventory amounted to kSEK 7,841 (12,663), consisting of finished goods and parts and components for instruments, capsules and reagents. Account receivables of kSEK 700 (530) is related to the sales in 2022 and 2023. Cash and cash equivalents amounted to kSEK 9,396 (34,235) at the end of June 2023.

EQUITY

Equity amounted to kSEK 103,230 (98,712) at the end of June 2023. Shareholder’s equity is specified on page 17 – “Group – changes in equity”.

DEBTS

Long term liabilities - kSEK 5,250 (48,247) - consists of a development loan from the Danish Growth Fund and leasing debt.

Short term liabilities consist of development funding for the FIND project, prepayments from customers for future deliveries of Egoo system, bridge loan, trade payables and accruals. Prepayment from customers of kSEK 26,160 is prepayment of development cost from FIND.

CASH FLOW

The total cash flow amounted to kSEK -4,217 (-39,713) for the first half of 2023. Cash flow from operations and changes in working capital amounted to kSEK -32,097 (-25,790). Cash flow from investing activities amounted to kSEK -11,545 (-22,589) consisting of capitalized development costs kSEK -11,545 (-22,481) and tangible assets kSEK 0 (-108). Cash and cash equivalents are specified on page 17 – “Group – Consolidated Cash Flow statement”.

Financial comments Parent company, Q2

April - June, Q2 2023

Financial result

Revenue amounted to kSEK 350 (288) in the period and consists of management fee from subsidiary.

Other external cost consist of various administrative cost.

Personnel costs consist of board fees.

Other Net financial income and expenses kSEK 1,166 (129) is related to interest on loan to Qlife ApS and interest on bridge loans.

Net loss for the period amounted to kSEK -830 (-601).

CASH FLOW

The total cash flow amounted to kSEK 1,656 (-11,095) for the second quarter of 2023 driven by net proceeds of kSEK 45,155 from the rights issue in April 2023 offset by an increase in the loan to Qlife ApS kSEK -32,824 (-20,092) and kSEK -7,717 in repayment of bridge financing from Q1.

Cash and cash equivalents are specified on page 20 – “Parent company – Cash Flow statement”.

January - June 2023

Financial result

Revenue amounted to kSEK 700 (577) in the period and consists of management fee from subsidiary.

Other external cost consist of various administrative cost.

Personnel costs consist of board fees.

Depreciation of investment in subsidiary kSEK – 53,180 (0) is an intercompany loan to the subsidiary Qlife ApS that has been converted to equity.

Other Net financial income and expenses kSEK 2,514 (191) is related to interest on loan to Qlife ApS and interest on bridge loans.

Net loss for the period amounted to kSEK -54,189 (-1,159).

Fixed assets

Fixed assets are shares in subsidiary Qlife ApS kSEK 68,024, based on the valuation of the shares at the time of the in-kind share issue in 2019.

Current assets

Receivables from subsidiary kSEK 104,856 (61,404) is the outstanding loan to Qlife ApS.

Other receivables mainly consist of VAT reimbursement.

Cash and cash equivalents amounted to kSEK 2,229 (25,072) at the end of June 2023.

Equity

Total equity amounted to kSEK 175,194 (145,076) end of June 2023.

Shareholder's equity is specified on page 20 – “Parent company – changes in equity”.

CASH FLOW

The total cash flow amounted to kSEK -8,823 (-32,092) for the first quarter of 2023 driven by operational loss from conversion of part of loan to the subsidiary kSEK -53,180 partly offset by net proceeds from the rights issue in April 2023 kSEK 45,155 .

Cash and cash equivalents are specified on page 20 – “Parent company – Cash Flow statement”.

Additional information

Accounting principles

Qlife holding is following the IFRS reporting standard for its interim financial reports. This Q1 interim financial report is the fifth interim report that has been prepared under the IFRS standard.

The Group's interim report is prepared in accordance with IAS 34 interim reporting and the Swedish Accounting Act. The parent company's interim report is prepared in accordance with the Swedish Accounting Act and The Swedish Financial Reporting Board's recommendation RFR 2 Reporting for Legal Entities.

Risks and uncertainties

Qlifes business is influenced by several factors which cannot be controlled by the Company at all or in part, and with possible effects on the Company's earnings and financial position. In the

assessment of the Company's future development, it is important, alongside the possibilities for growth in earnings, to also consider these risks.

Risk factors include, among others, uncertainties with regards to validations and regulatory approvals, collaboration and partnerships, intellectual property issues, market and competition, manufacturing, purchasing and pricing, dependence on key persons and financial risks.

Contact information

Qlife Holding AB (publ)
Redaregatan 48
252 36 Helsingborg
Sweden

www.qlifeholding.com

Registration number 559224-8040

Thomas Warthoe, CEO

Tel.: +45 21 63 35 34
tw@egoo.health

Lars Bangsgaard, Chairman of the Board

Tel.: +45 20 10 24 18
lb@egoo.health

Certified advisor

G&W Fondkommission
Kungsgatan 3
111 43 Stockholm
Sweden

www.gwkapital.se

Auditor

BDO Sweden AB, Registered Auditfirm,
P.O Box 6343
102 35 Stockholm
Sweden
Responsible Partner
Jörgen Lövgren
Authorised Public Accountant

Statement by the Board of Directors

The Board of directors and the CEO hereby affirm that the consolidated statement for the period January-June 2023 gives a true and fair representation of result, operations and financial position in Qlife Holding AB and the subsidiary Qlife ApS.

Helsingborg August 17th 2023

Lars Bangsgaard
Chairman

Lars Staal Wegner
Board member

Mikael Persson
Board member

Thomas Warthoe
Board member, CEO

This interim report has not been reviewed by the company's auditor.

Group - Consolidated Income Statement

kSEK	Apr-Jun Q2		Jan-Jun H1		Jan-Dec 2022
	2023	2022	2023	2022	
Revenue	46	4,025	169	14,930	17,993
Total operating income	46	4,025	169	14,930	17,993
Operating expenses					
Changes in inventories of finished goods	-1,033	1,070	-1,033	1,618	-1,138
Capitalized development costs	5,478	13,902	13,366	24,053	46,668
Raw materials and consumables	-242	-6,471	-2,004	-16,292	-27,604
Other external expenses	-10,794	-15,121	-16,788	-27,441	-50,864
Personnel costs	-9,743	-18,028	-21,571	-33,786	-62,720
Total operating expenses	-16,333	-24,648	-28,030	-51,848	-95,657
EBITDA	-16,287	-20,623	-27,860	-36,918	-77,664
Amortization and depreciation	-6,466	-3,131	-12,757	-5,978	-18,071
EBIT	-22,752	-23,754	-40,617	-42,896	-95,735
Net financial income and expenses	-2,117	-27	-3,279	-268	-5,265
Result before tax	-24,869	-23,781	-43,896	-43,165	-101,000
Tax	2,166	3,629	4,412	7,746	7,860
Net result for the period	-22,703	-20,152	-39,484	-35,419	-93,141
Other comprehensive income					
Items that may be reclassified to result for the period Foreign currency exchange gains and losses	5,741	1,125	6,406	1,550	8,581
Total comprehensive profit/loss for the period attributable to owner of Parent Company	-16,962	-19,027	-33,078	-33,869	-84,560
Net result per share before and after dilution - SEK	-0.05	-1.30	-0.16	-2.29	-5.46
Weighted average number of shares in the period before dilution	462,598,836	15,484,927	242,835,686	15,484,927	17,065,679
Weighted average number of shares in the period after dilution	918,284,577	16,236,035	474,648,311	16,216,035	18,998,331
Total number of shares end of period	645,438,499	15,484,927	645,438,499	15,484,927	23,072,536

Group - Consolidated Balance sheet

kSEK	Jun 30 2023	Jun 30 2022	Dec 31 2022
ASSETS			
<u>Intangible fixed assets</u>			
Capitalized development costs	109,289	77,674	97,744
Total Intangible fixed assets	109,289	77,674	97,744
<u>Tangible fixed assets</u>			
Manufacturing equipment and fixtures	5,063	4,909	5,929
Leased premises	3,271	48,201	48,983
Total Tangible fixed assets	8,335	53,110	54,913
Total fixed assets	117,624	130,784	152,656
<u>Current assets</u>			
Inventory	7,841	12,663	8,070
Receivables			
Accounts receivables	700	530	1,056
Other receivables	5,018	3,757	2,768
Current Tax receivables	13,303	15,792	8,231
Prepaid expenses and accrued income	5,759	7,464	5,321
Total receivables	24,781	27,543	17,376
Cash and cash equivalents	9,396	34,235	14,547
Total currents assets	42,018	74,441	39,993
TOTAL ASSETS	159,642	205,225	192,650

kSEK	Jun 30 2023	Jun 30 2022	Dec 31 2022
EQUITY AND LIABILITIES			
Equity			
Share Capital	51,634	1,239	1,846
Additional paid in capital	220,530	182,730	225,162
Retained earnings	-185,004	-85,257	-145,523
Reserves	16,070	-	9,664
Total equity	103,230	98,712	91,149
<u>Long term liabilities</u>			
Loan from credit institution	3,378	3,387	3,012
Lease liabilities	1,872	44,860	45,281
Total long term liabilities	5,250	48,247	48,293
<u>Short term liabilities</u>			
Prepayments from customers	26,160	23,689	24,716
Short term lease liabilities	2,291	-	4,148
short term loans	-	10,000	-
Accounts payables	14,324	15,614	20,086
Other liabilities	39	78	382
Accrued expenses and deferred income	8,348	8,886	3,875
Total short term liabilities	51,162	58,267	53,206
Total liabilities	56,412	106,512	101,499
TOTAL EQUITY AND LIABILITIES	159,642	205,225	192,650

Group - Consolidated Cash Flow statement

kSEK	Apr-Jun, Q1		Jan-Jun, H1		Jan-Dec
	2023	2022	2023	2022	
<u>Cash flow from operating activities</u>					
Net loss before tax for the period	-24,869	-23,762	-43,896	-43,165	-101,000
Depreciations	6,466	3,131	12,757	5,978	18,071
Other non-cash adjustments	7,071	319	6,406	65	174
Repaid tax	-	3,630	-	7,746	7,919
Cash flow from operations before changes in working capital	-11,333	-16,682	-24,733	-29,376	-74,836
<u>Cash flow from changes in working capital</u>					
Change in inventory	-146	-1,081	229	-4,354	239
Change in receivables	-5,998	4,945	-7,405	2,353	4,039
Change in current payables	-2,463	7,203	-188	5,587	22,824
Cash flow from operating activities	-19,940	-5,615	-32,097	-25,790	-47,733
<u>Cash flow from investing activities</u>					
Investments in intangible assets	-6,243	-12,299	-11,545	-22,481	-42,551
Investments in tangible assets	-	-	-	-108	-389
Cash flow from investing activities	-6,243	-12,299	-11,545	-22,589	-42,940
<u>Cash flow from financing activities</u>					
Share issue / warrant program	61,330	-	61,330	-	53,113
Issuance costs	-16,172	-	-16,172	-	-10,074
Loans received	-	-	7,717	-	21,000
Leasing	-1,248	10,000	-2,455	10,000	-3,282
Down payments and interest	-9,834	-1,063	-10,996	-1,334	-28,030
Cash flow from financing activities	34,077	8,937	39,425	8,666	32,727
Total Cash flow in period	7,894	-8,977	-4,217	-39,713	-57,946
Cash and cash equivalents at the period start	2,485	43,069	14,547	73,461	73,461
Foreign exchange difference	-982	143	-934	487	-966
Cash and cash equivalents at the period end	9,396	34,235	9,396	34,235	14,547

Group - Statement of changes in shareholders equity

kSEK	Share capital	Other paid in capital	Retained earnings	Reserves	Total shareholders equity
Equity on January 1, 2022	1,239	182,730	-52,556	1,083	132,496
Profit / Loss per December 31, 2021			-93,141		-93,141
Other comprehensive income				8,581	8,581
Total comprehensive income for the period	1,239	182,730	-145,697	9,664	47,936
Transactions with owners					
Share Issue	607	52,506			53,113
Issuance costs		-10,074			-10,074
Warrant programmes			174		174
Total Transactions with owners	607	42,432	174		43,213
Equity on December 31, 2022	1,846	225,162	-145,523	9,664	91,149
Equity at January 1, 2023					
Profit / Loss per Jun 30, 2023			-39,484		-39,484
Other comprehensive income				6,406	6,406
Total comprehensive income for the period	1,846	225,162	-185,007	16,070	58,071
Transactions with owners					
Share Issue	49,788	11,539			61,327
Issuance costs		-16,172			-16,172
Warrant programmes			3		3
Total Transactions with owners	49,788	-4,632	3		45,159
Equity on Jun 30, 2023	51,634	220,530	-185,004	16,070	103,230

Parent company - Income Statement

kSEK	Apr-Jun, Q2		Jan-Jun, H1		Jan-Dec
	2023	2022	2023	2022	2022
Revenue	350	288	700	577	1,154
Other external costs	-2,105	-717	-3,752	-1,401	-4,818
Personnel costs	-240	-301	-470	-525	-1,120
Operating result	-1,996	-730	-3,522	-1,350	-4,785
Depreciation of investment in subsidiary	-	-	-53,180	-	-
Net financial income and expenses	1,166	129	2 514	191	-376
Loss before tax	-830	-601	-54,189	-1,159	-5,160
Tax	-	-	-	-	-
Net loss for the period	-830	-601	-54,189	-1,159	-5,160
Other comprehensive income	-	-	-	-	-
Total comprehensive profit/loss for the period attributable to owner of Parent Company	-830	-601	-54,189	-1,159	-5,160

Parent company - Balance sheet

kSEK	Jun 30, 2023	Jun 30,2022	Dec. 31, 2022
ASSETS			
<u>Financial fixed assets</u>			
Shares in subsidiary	68,024	68,024	68,024
Total financial fixed assets	68,024	68,024	68,024
Total fixed assets	68,024	68,024	68,024
<u>Current assets</u>			
Receivables			
Receivables from subsidiary	104,856	61,404	106,667
Other receivables	1,553	931	336
Prepaid expenses and accrued income	151	45	93
Total receivables	106,559	62,380	107,095
Cash and cash equivalents	2,229	25,072	11,052
Total current assets	108,788	87,452	118,147
TOTAL ASSETS	176,812	155,475	186,170

kSEK	Jun 30, 2023	Jun 30,2022	Dec. 31, 2022
EQUITY and LIABILITIES			
Equity			
Restricted Equity			
Share Capital	51,634	1,239	1,846
Total Restricted Equity	51,634	1,239	1,846
Unrestricted Equity			
Share premium	274,395	236,595	279,027
Other paid in capital	328	328	328
Retained earnings	-96,974	-91,927	-91,817
Profit / Loss	-54,189	-1,159	-5,160
Total unrestricted Equity	123,560	143,837	182,378
Total equity	175,194	145,076	184,224
<u>Short term liabilities</u>			
Accounts payables	642	54	812
Short term loan	-	10,000	-
Other short term debt	-	-	225
Accrued expenses and deferred income	976	344	909
Total short term liabilities	1,618	10,398	1,946
Total liabilities	1,618	10,398	1,946
TOTAL EQUITY AND LIABILITIES	176,812	155,475	186,170

Parent company - Statement of Cash Flow

kSEK	Apr-Jun, Q2		Jan-Jun, H1		Jan-Dec
	2023	2022	2023	2022	
<u>Cash flow from operating activities</u>					
Profit/loss before tax	-830	-1,159	-54,189	-1,717	-5,160
Other items	993	559	3,398	559	-
Cash flow from operations before change in working capital	163	-600	-50,791	-1,158	-5,160
<u>Cash flow from working activities</u>					
Change in receivables	-1,039	-239	-1,274	-859	-138
Change in current payables	-2,083	-163	-103	-120	1,428
Cash flow from working activities	-2,959	-1,003	-52,168	-2,138	-3,870
<u>Cash flow from financing activities</u>					
Share issues	61,327	-	61,327	-	53,113
Issuance cost	-16,172	-	-16,172	-	-10,074
Loans to subsidiary	-32,824	-20,092	-1,811	-39,954	-85,281
Loans received	-	10,000	7,717	10,000	21,000
Loans repaid	-7,717	-	-7,717	-	-21,000
Cash flow from financing activities	4,615	-10,092	43,345	-29,954	-42,242
Total cash flow in period	1,656	-11,095	-8,823	-32,092	-46,112
Cash and cash equivalents at period start	573	36,167	11,052	57,164	57,164
Cash cash equivalents at period end	2,229	25,072	2,229	25,072	11,052

Parent company - Statement of changes in shareholders equity

kSEK	Share capital	Share premium	Other paid in capital	Retained earnings	Total shareholders equity
Equity at January 1, 2022	1,239	236,595	328	-91,991	146,171
Profit / Loss until December 31, 2022				-5,160	-5,160
Other comprehensive income					
Total comprehensive income for the period	1,239	236,595	328	-97,151	141,011
Transactions with owners					
Share issue	607	52,506			53,113
Issuance cost		-10,074			-10,074
Warrant programmes				174	174
Total Transactions with owners	607	42,432	0	174	43,213
Equity on December 31, 2022	1,846	279,027	328	-96,977	184,224
Equity at January 1, 2023	1,846	279,027	328	-96,977	184,224
Profit / Loss per Jun 30, 2023				-54,189	-54,189
Other comprehensive income					0
Total comprehensive income for the period	1,846	279,027	328	-151,166	130,035
Transactions with owners					
Share issue	49,788	11,539			61,327
Issuance cost		-16,172			-16,172
Warrant programmes				3	3
Total Transactions with owners	49,788	-4,632	0	3	45,159
Equity at Jun 30, 2023	51,634	274,395	328	-151,163	175,194

Note 1 General information

GENERAL INFORMATION

This interim report covers the Swedish parent company Qlife Holding AB (publ), corporate registration number 559224-8040, and its subsidiaries. The parent company is a limited liability company with its registered office in Helsingborg, Sweden. The address of the main office is Redaregaten 48, 252 36 Helsingborg, Sweden. The main operation of the group is development and sales of the Ego system and test capsules for the system. The report for the first half of 2023 was approved for publication on August 17, 2023, in accordance with a board decision on August 17, 2023.

Note 2 Accounting principles

This interim report for the group has been prepared in accordance with IAS 34 Interim Financial Reporting. The Group reporting of Qlife is based on International Financial Reporting Standards (IFRS) as adopted by the EU. The Group's interim report is prepared in accordance with IAS 34 Interim Reporting and the Swedish Accounting Act. The parent company's interim report is prepared in accordance with the Swedish Accounting Act and The Swedish Financial Reporting Board's recommendation RFR 2 Reporting for Legal Entities. The first report under these standards was Q1 2022. Information according to IAS 34 Interim Reporting is given in notes as well as in other places in the interim report.

Basis of preparation

Group

The Group applies International Financial Reporting Standards (IFRS) as endorsed by the EU Commission and interpretations of these (IFRIC). The Group also applies the Swedish Annual Accounts Act and the recommendation from the Swedish Financial Reporting Board, RFR 1, Supplementary accounting rules for groups.

The consolidated financial reports are prepared in accordance with IFRS 1, First time adoption of International Financial Reporting Standards. This means that the Group has applied the same accounting principles, the principles that apply at the end of the period, in the report on the period's opening financial position and during all periods reported in this report. The consolidated financial statements have been prepared in accordance with the acquisition value method.

Parent Company

The parent company financial statements are prepared in accordance with Annual Accounts Act and RFR 2 Accounting for Legal Entities. RFR 2 means that the report for the legal entity must apply all IFRSs and statements approved by the EU as far as possible within the framework of the Annual Accounts Act and regarding the connection between accounting and taxation. The recommendation states which exceptions and additions are to be made from IFRS. Previously, the Parent Company applied the Swedish Accounting Standards Board's general advice 2012: 1 Annual Report and Consolidated Accounts (K3) and the Swedish Annual Accounts Act. The transition date to RFR 2 has been set to 1 January 2021, which means that the comparative figures for the financial year 2021 have been recalculated in accordance with RFR 2.

New standards, interpretations, and amendments not yet effective

There is a number of standards, amendments to standards, and interpretations which have been issued by the IASB that are effective in future accounting periods that the group has decided not to adopt early. None of these are expected to have a significant impact of the financial reports of the group.

Consolidation

Subsidiaries are all entities over which the group has control. Control exists when Qlife Holding AB is exposed to variability in

returns from its investments in another entity and has the ability to affect those returns through its power over the other entity. Intragroup transactions and balances between the consolidated group undertakings are eliminated. The group undertakings are included in the consolidated accounts as from the date on which control is transferred to Qlife Holding AB and are no longer consolidated as from the date on which control ceases.

Receivables and liabilities in foreign currencies

The functional currency of the parent company and the reporting currency of the group is Swedish Kronor (SEK). Items in the financial reports of the different entities in the group are measured in the currency of the financial environment where each entity operates (functional currency). Transactions in foreign currencies are translated to the functional currency at the average rate for the period. Currency exchange gains and losses which arise on payment of those transactions and in translation of monetary assets and liabilities in foreign currency at closing rate, are recognized in the operating profit/loss. Foreign exchange gains and losses applicable to liabilities and cash are recognized as financial income or financial expense in the income statement. In the consolidation, assets and liabilities of foreign subsidiaries are translated at the closing rate. Revenue and expenses are translated at the average exchange rate for the reporting period. Foreign exchange rate differences are recognized as other comprehensive income, as part of the translation reserve.

Segment information

An operating segment is a part of a group that conducts operations from which it can generate revenue and incur costs and for which independent financial information is available. The group's division into operating segments is in line with the internal reports that the group's highest executive decision-makers use to monitor operations and allocate resources between operating segments. The CEO is the group's highest executive decision-maker. In Qlife, it is therefore the reports that

the CEO receives on the results in different parts of the group that form the basis for the segment information. Previously all revenue has been in one segment (SARS-CoV-2). Qlife's product offering for SARS-CoV-2 has been discontinued. Starting Q2 2023 a new segment has been introduced (CRP). For Q2 all revenue is in the CRP segment. Segment information is provided only for the group (see note 5).

Revenue

The group reports revenues from sales of goods. Revenue recognition is performed in accordance with the five-step model specified in IFRS 15.

Revenue from sales of goods are recognized as revenue when control of the goods is transferred, which occurs when the goods are delivered to the customer.

The revenue recognition of service takes place when the service has been delivered and in accordance with the current price list including any discounts specifically for the customer. Services that the group provides are recognized as revenue as the work is performed and reported in the period in which the work is performed.

Grants that have been received before the conditions for the grant have been fulfilled are reported as liabilities.

Grants are reported in accordance with IAS20 as a reduction of the capitalized expenses for development, in the same time period as the development work is carried out, and when the work is approved in accordance with the grant conditions.

Financial items

Interest income and interest expense are recognized in profit or loss by using the effective interest rate method. Financial expense is comprised of interest and other financing expenses.

Employee benefits

Employee benefits such as salaries and social expenses, paid vacation and paid sick leave are recognized as expenses in the period when the employees have performed services to Qlife. Post-employment benefits are funded with defined contribution

plans. Plans where Qlife's obligation is limited to the agreed fee are defined as defined contribution plans. For those plans, the size of the employee benefit depends on the fees paid by Qlife to the plan and the return on that capital, thus the employee takes the actuarial risk and the investment risk. Qlife's obligation for fees to defined contribution plans are recognized as expenses in the period when the employees have performed services to Qlife.

Income taxes

The item "Income tax expense" in the income statement comprises current and deferred income tax. The current tax expense is the expected tax expense on the taxable income for the year, using tax rates enacted or substantively enacted at the reporting date. Deferred tax assets and liabilities are recognized, using the balance sheet method, for temporary differences between the carrying amounts of assets and liabilities for financial reporting purposes and the amounts used for taxation purposes.

Deferred tax is not recognized for temporary differences arising on initial recognition of assets or liabilities in a transaction that is not a business combination and that affects neither accounting nor taxable profit. Deferred tax is measured at the tax rates that are expected to be applied to the temporary differences when they reverse, based on the laws that have been enacted or substantively enacted at the reporting date. Deferred tax assets are recognized only to the extent that there is a high probability that future taxable profits will be available against which the temporary differences, tax losses carry forward and unused tax credits can be utilized.

Intangible assets

Separate acquisitions

Separately acquired intangible assets are recognized at cost less accumulated amortization and impairment. The assets are amortized on a straight-line basis over the estimated useful life of the asset. Current estimated useful life for patents is 5 years.

Internally generated intangible assets

Product development is divided into a research phase and a

development phase. All expenses during the research phase are recognized as expenses in the income statement as they are incurred. All expenditures are capitalized if the following conditions are fulfilled:

It is technically feasible to complete the intangible asset so that it will be available for use or sale

- The group has the intention of completing the asset
- The group has the ability to use or sell the asset
- It is probable that the asset will generate future economic benefits
- The group has the adequate technical, financial and other resources to complete the development and to use or sell the intangible asset
- The expenditure attributable to the asset can be reliably measured

Capitalized directly attributable expenses include employee expenses, expenses for services and direct material. At each balance sheet date internally generated intangible assets are recognized at cost less accumulated amortization and impairment. Amortization begins when the asset can be taken into use. Capitalized expenses are amortized on a straight-line basis over an estimated useful life of five years.

Reassessment of useful life

Estimated useful lives and amortization methods are reassessed when there is an indication of a change since the estimate on the prior balance sheet date. The effect of changes in estimates are recognized forward-looking. Amortization begins when the asset can be taken into use.

Removal from the balance sheet

An intangible asset is removed from the balance sheet when the asset is scrapped or sold or when no future economic advantages are expected from the use of the asset. Any profit or loss that arises upon removal of the asset from the balance sheet is the difference between consideration received, after deduction of direct selling expenses, and the carrying amount of the asset.

This profit or loss is recognized as other operating income or other operating expenses.

Tangible assets

Tangible assets are recognized at cost less accumulated depreciation and impairment. Cost includes all expenditure directly attributable to bringing the asset to the location and condition necessary for its intended use. The cost also includes the estimated cost of its dismantlement, removal or restoration. Additional expenses that qualify for asset recognition are added to the carrying amount of the asset. Expenses for repairs are recognized as expenses as they are incurred. Tangible assets are depreciated on a straight-line basis over the estimated useful life of the asset. Depreciation begins when the asset can be taken into use. Tangible assets of the group consist of equipment and have an estimated useful life of 5-10 years.

Any profit or loss from sales of a tangible asset is recognized as Other operating income or Other operating expenses.

Impairment of intangible and tangible assets

At each balance sheet date, the group analyzes the carrying amounts of tangible and intangible assets to determine whether there is any indication of impairment. If any such indication exists, the recoverable amount is calculated in order to determine the amount of an impairment. If the recoverable amount for an individual asset cannot be determined, the recoverable amount is calculated for the cash-generating unit to which the asset belongs. Development not yet taken into use are not amortized but tested for impairment annually irrespective of any indications of impairment.

The recoverable amount is the highest of fair value less costs of disposal and the value in use of the asset. Fair value less costs of disposal is the price expected to be received in a transaction less costs directly attributable to the transaction. When determining value in use future cash flows are discounted to present value using a discount rate before tax reflecting current market conditions of the time value of money and the risks associated with the asset.

At each balance sheet date, the group estimates whether a previous impairment is no longer motivated. If this is the case, the impairment is reversed. A reversal of an impairment is recognized in the income statement.

The group as a lessee

The group has lease agreements for premises and production equipment. The group recognizes all lease agreements in the balance sheet as a lease liability for the obligation to pay future fixed lease payments, and a right-of-use asset reflecting the right to use an underlying asset. The lease liability is recognized at amortized cost using the effective interest rate method which distributes lease payments between repayment of the lease liability and interest expense. Lease liabilities are recognized as the present value of all remaining lease payments in the balance sheet and includes the following lease payments:

- Fixed payments
- Variable payments that depend on an index or a rate
- The exercise price of a purchase option if the group is reasonably certain to exercise that option

The lease liability is measured as the lease payments discounted with the incremental borrowing rate of the lessee. To calculate the lease liability, the lease payments are discounted with the implicit interest in the lease agreement. If this interest rate cannot be easily determined, the lessee's marginal borrowing rate is used.

The right-of-use asset is measured at cost and recognized at the amount of the lease liability with adjustment for initial expenses and expenses for restoring the lease asset according to the lease agreement. Right-of-use assets are depreciated on a straight-line basis over the shortest of the useful life of the asset or the lease term. If the group is reasonably certain to exercise a purchase option, the right-of-use asset is depreciated over the useful life of the underlying asset.

The group has chosen not to report in the statement of financial position leasing agreements for which the underlying asset is

of low value or with a leasing period (including an extension period that the group is reasonably sure is expected to utilize) of less than 12 months. The group reports leasing fees that are covered by the exemption rules as a leasing cost on a straight-line basis over the leasing period. The group has chosen to apply the practical solution that gives a lessee the opportunity to choose not to separate leasing components from non-leasing components for premises leases and instead report each leasing component and non-leasing component as a single leasing component.

Inventories

Inventories have been valued according to the lowest value principle, i.e. at the lower of acquisition value and net sales value. The acquisition value consists of direct cost of goods, direct salary, and attributable indirect manufacturing costs (based on normal manufacturing capacity). The acquisition value for individual items in the inventory is distributed based on weighted average costs calculated according to the manufacturing price calculation. In determining the acquisition value, the first-in first-out principle has been applied. The net sales value consists of estimated sales value less estimated sales cost.

The Groups financial instruments are composed of:

- Accounts receivables
- Cash and cash equivalents
- Bank loans and other loans
- Other long term liabilities
- Accounts payables

Financial assets

Financial assets at amortized cost

Assets in this category primarily arise from the sales of goods and services to customers but also include other types of financial assets where the objective is to hold the assets to collect the contractual cash flows and these cash flows are

exclusively payments of principal and interest. These assets are initially recognized at fair value plus costs of transaction directly attributable to the acquisition, and are carried at amortized cost in subsequent periods, using the effective interest rate method.

Impairment

Impairment requirements for account receivables are reported based on the simplified approach using the expected credit losses for the entire remaining life of the contract. To calculate the credit loss reserve on accounts receivable, the group uses a matrix. The historical loss rates are adjusted to reflect current and forward-looking information that affects customers' ability to pay the claim. For account receivables, which are reported net, provisions are reported in a separate reserve for feared customer losses, and the cost is reported as a sales cost in the income statement. Upon confirmation that the accounts receivable will not be payable by the customer, the gross value of the asset is depreciated against the associated reserve. The group has historically reported low customer losses, customer loans are relatively short-term, and the company has relatively few unpaid outstanding overdue accounts receivable. The credit risk is assessed as low.

Cash and cash equivalents

Cash and cash equivalents include cash, bank deposits, other short-term high-liquidity investments with original maturities of three months or less. Cash and cash equivalents in the cash flow analysis also include, for example, overdrafts on bank accounts and overdraft facilities. However, these are reported as current liabilities in the consolidated balance sheet.

Financial liabilities

The financial liabilities are classified and valued as liabilities valued at accrued acquisition value. Financial liabilities include the following items:

- Bank loans and other loans are initially reported at fair value less transaction costs directly attributable to the instrument's issue. These interest-bearing liabilities are then measured at amortized cost using the effective interest method, which ensures that the interest expense is calculated based on a fixed interest rate on

the reported amount of the liability in the balance sheet. The reported effective interest rate includes initial transaction costs and any premiums to be paid upon redemption as well as interest or coupons that are paid while the debt is outstanding.

- Accounts payable are obligations to pay for goods or services that have been acquired in the current accounts. Accounts payable are classified as current liabilities if they fall due within a year or earlier (or during the normal business cycle if this is longer).

Provisions

Provisions are recognized when the group has a present obligation as a result of a past event and it is likely that payments will be required to settle the obligation. One condition is that it is possible to make a reliable estimate of the amount to be paid. The provisions are calculated as the present value of the amounts expected to be paid to settle the obligation. In the calculation, a discount rate before tax is used, reflecting a current valuation of the time value of money and of the risks associated with the provision. Any increase in the provision caused by the passage of time is accounted for as a financial expense.

Contingent liabilities

The group provides information on contingent liabilities if there is a possible commitment that is confirmed only by several uncertain future events and it is not probable that an outflow of resources is required or that the size of the commitment cannot be determined with sufficient certainty.

Contingent assets

The group provides information on contingent assets as a result of events that have occurred, the occurrence of which will only be confirmed by the occurrence or absence of one or more uncertain future events, which are not entirely within the company's control (see note 5).

Statement of cash flows

The group prepares its statement of cash flows using the indirect method, whereby adjustments have been made for transactions

not generating any payments during the reported period. Adjustments have also been made for cash flows of revenue and expenses belonging to investment or financing activities.

Earnings per share

Basic earnings per share are calculated by dividing the profit or loss attributable to shareholders of the parent company by the weighted average number of ordinary shares outstanding during the period. For the periods reported there were no potential ordinary shares requiring an adjustment for dilution.

Note 3 Important sources of uncertainty in estimates

Important sources of uncertainty in estimates

The group's financial reports are prepared in accordance with IFRS. This means that the preparation of financial statements and the application of accounting principles are often based on estimates and assumptions that are considered reasonable and well balanced at the time the assessment is made. However, with other judgments, assumptions and estimates, the result may be different, and events may occur that may require a material adjustment to the carrying amount of the relevant asset or liability. Below are the most important areas where estimates and judgments have been made and which are deemed to have the greatest impact on the financial reports.

Intangible assets

The group conducts development activities. An intangible asset that arises through development, so-called capitalized development cost for own account, must only be taken up as an asset in the balance sheet if all conditions in IAS 38 are met. The principle is described in more detail in note 2. For each development project, the group's management team continuously assesses whether there are conditions for selling the finished product and whether there is technical competence and financial resources to complete the asset so that it will

be available for use or sale and thereby generate probable future financial benefits. There are no indications of a need for impairment as of 31 December 2021.

Valuation of inventory

Inventories are valued at the lower of acquisition value and net sales value according to the principle described in note 2.

Note 4

Financial risk management

Financial risk

The group is exposed to financial risks in the entire operation. The board has overall responsibility for managing financial risks and internal controls related to financial transactions. Financial risks and transactions are managed centrally by the parent company through the group's CFO and CEO, according to policies determined by the board. The financial risks are managed, assessed and reported regularly to the board. The purpose of managing the financial risks is to minimise the risks of negative impact on the group's results. The most important market and financial risks are described below.

Currency risk

Currency risk refers to the risk that fair value or future cash flows fluctuate as a result of changing exchange rates. The exposure to currency risk mainly stems from payment flows in foreign currency, so-called transaction exposure, and from the translation of balance sheet items in foreign currency to the group's presentation currency, which is Swedish kronor, so-called balance sheet exposure. The group's outflow mainly consists of DKK and EUR, while the group's inflow mainly consists of EUR and SEK.

The group is thus affected by changes in these exchange rates.

Funding risk

Qlife has historically generated negative results and the company's cash flows from operating activities have not been sufficient to meet the company's capital requirements. The generated cash flow is estimated to remain negative until Qlife enters into significant agreements for the sale of existing and new products that the company can market. Management and board follow the development of the financial situations closely in order to be able to recognize and take measures against future financial and cash liquidity risk. Future financing needs depend on whether the group succeeds in entering into new partner and business agreements and the market's reception of current and future potential products. It should be noted in particular that medical device development is a resource-intensive and time-consuming activity that requires extensive work in the form of research and development, including lengthy and costly clinical studies and procedures to obtain regulatory approvals before a final product can be marketed towards the clinical market. It may therefore take a long time before the company's products can be sold commercially to the clinical market and generate ongoing cash flow. A continued lack of positive and steady operating income streams may mean that Qlife will be forced to raise additional capital in the future. Access to additional financing is affected by a number of factors such as market conditions, the general availability of credit and Qlife's creditworthiness and credit capacity. Disruptions and uncertainty in the capital and credit markets can also limit access to the capital required to run the business. If in the future Qlife fails to acquire the necessary capital on terms reasonable to the company, Qlife's development, manufacturing and sales activities as well as cash flow/liquidity may be adversely affected. To the extent that Qlife obtains additional financing by issuing shares or share-related

instruments, the company's shareholders will be affected by dilution to the extent that such new issues occur with a deviation from the shareholders' preferential rights. The group strives to minimize potential adverse effects of the unpredictability of the financial markets in which the group operates. In addition to what is explained below, there are currently no significant financial risks.

Liquidity risk/Financing risk

Liquidity risk refers to the risk that the group will have problems fulfilling its commitments regarding its financial liabilities. Financing risk refers to the risk that the group cannot raise sufficient financing at a reasonable cost. The group finances its operations to a significant extent with new issues. The group manages capital based on financing needs for efficient continued development of products and their commercialization. Liquidity risk management is based on maintaining sufficient liquid funds. The liquidity risk is managed through ongoing liquidity planning. This follow-up is reported to the board, where the outcome and forecast are compared with the budget that is drawn up and approved by the board every year. The Group's objective regarding the capital structure is to ensure financing of the company's development and business plan so that it can generate returns for shareholders and benefits for other stakeholders and to maintain an optimal capital structure that minimizes capital costs. The company's current operations are to a great extent in a risky and capital-intensive period, and an effective risk assessment combines the group's business opportunities and results with the shareholders' and other stakeholders' demands for sustainable profitability, stable long-term value development and control. The group's profitability depends on the quality and value of generated development results. The value and quality of the R&D activities are continuously evaluated by company management and the board.

Note 5 Composition of income

Sales revenue (kSEK)	2021				2022				2023	2023
	Q1	Q2	Q3	Q4	Q1	Q2	Q3	Q4	Q1	Q2
Sweden	-	1 597	3 231	8 814	7 875	3 460	1 508	1 508	62	-
Finland	-	379	482	3 120	2 679	552	377	337	-	-
Denmark	11 173	8 358	1 428	150	-	-	-	-	-	-
Other countries	3	148	730	-	351	13	82	82	61	46
Total Sales	11 176	10 482	5 871	12 084	10 905	4 025	1 967	1 927	123	46

Note 6 Contingent assets

In 2020, Qlife entered into a cooperation with the Finnish company Aidian Oy. Several agreements between the parties were concluded in 2020 and 2021, according to which Qlife undertook to purchase products and services from Aidian and Aidian undertook to purchase products – including the Egoo. Health device and Sars-CoV2-capsule – from Qlife. Aidian has not met the minimum purchase volume agreed in this agreement. Qlife has presented Aidian with claim of approximately EUR 2.2 million based on Aidian's failure to meet the minimum volume. Aidian has disputed the claim and Qlife has taken the claim to arbitration in Helsinki. The claim is recorded as a contingent asset and has not been recorded on the balance sheet.

